

# Streetlight

Installation instructions

## Warning & cautions

- It is recommended that luminaires are installed by a qualified electrician to ensure the installation complies with the local current wiring regulations.
- Any broken or damaged parts should be replaced as soon as possible.
- JCC will not accept responsibility for claims arising from sub-standard installations; which will void the warranty.
- Terminal block not included. Installation may require advice from a qualified person.
- The light source of this luminaire is not replaceable.
- This luminaire is suitable for outdoor use.
- It may be necessary to upgrade your MCBs to allow for increased inrush current.
- It is recommended that the ambient room temperature should not exceed 40°C.
- Ensure that you have the tools and accessories required to complete the installation correctly: Isolate the power before starting installation.

## INSTALLATION

**ENGLISH**

**Specifications** Colour Temp: 2700K or 4000K Ra: 72

Wattage	Lumens	LpcW	Beam angle
20W	2900	145	140°
40W	5800	145	140°
60W	8700	145	140°

**Photocell options available as complete fittings only (3 pin NEMA socket)**

**Spigot size options: 60mm/76mm**

**Order complete fittings( not sold separately)**

**The following codes are not sold with pre-wired flex as standard**

JC050100/101/112/113/124/125/136/137/148/149/160/161

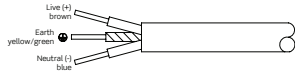
**To order 3- core flex:**

**CA00122- Streetlight 6m Cable 3Core AC Flex**

**CA00123- Streetlight 10m Cable 3Core AC Flex**

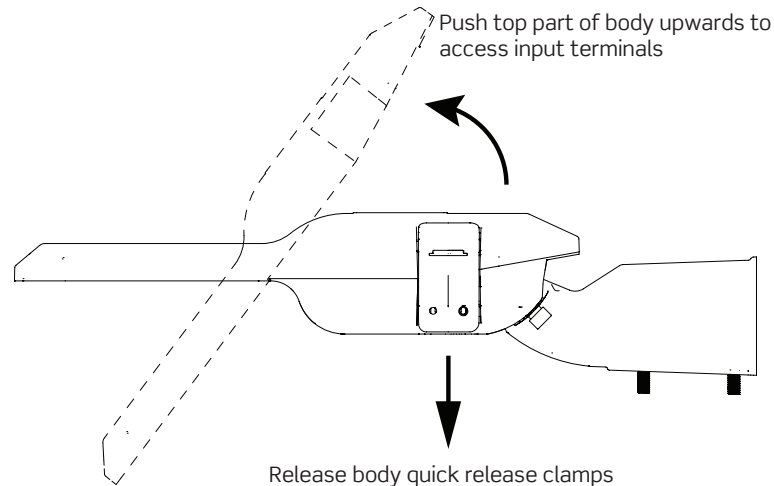
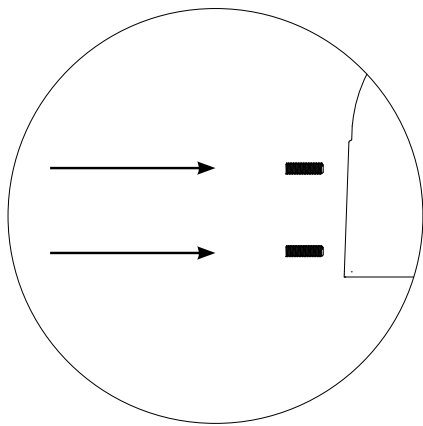
**Fig.3. Mains input**

220-240V~ 50/60Hz / Class I

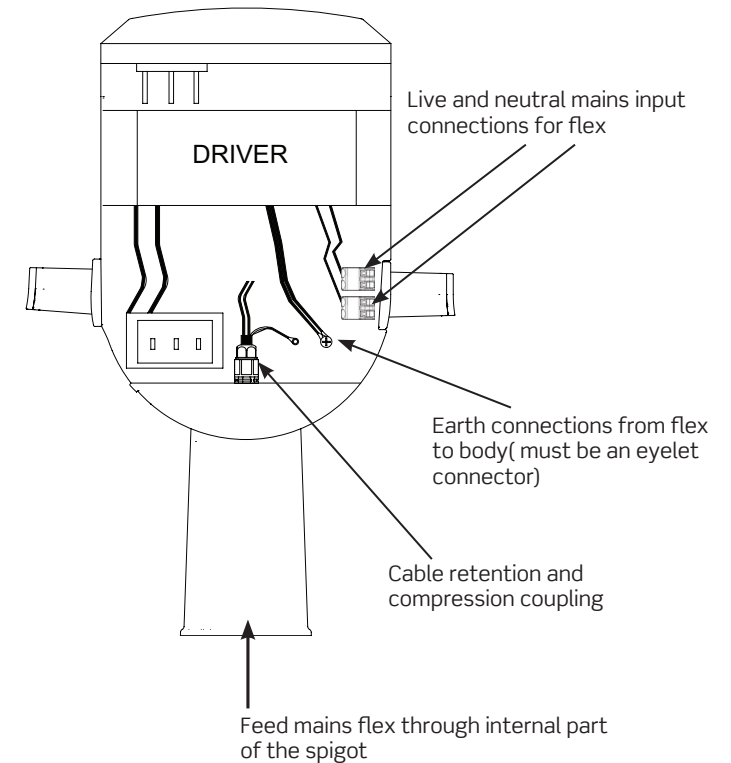


Terminal block must comply to: EN 60998-2-1 or EN 60998-2-2

Fixing screws for spigot to pole:  
max torque 15nm



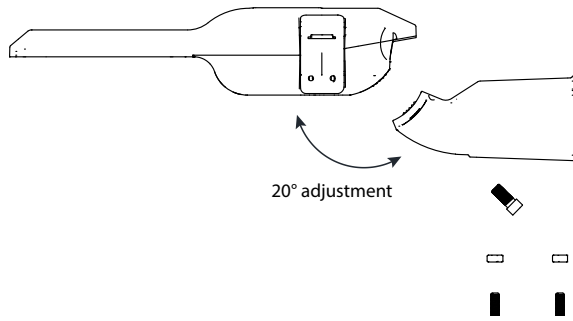
Caution: Ensure power is isolated before opening head of the streetlight.



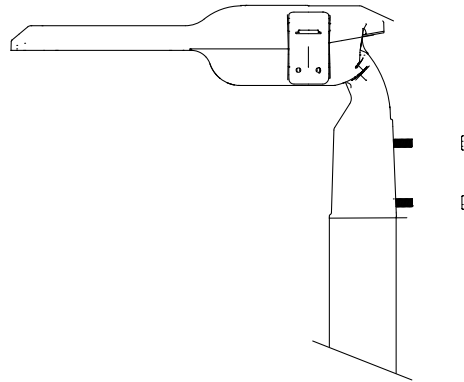
# Profile & Dimensions

All dimensions in millimetres

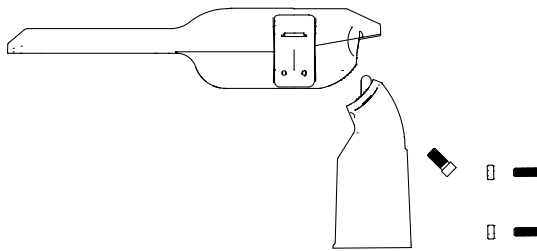
spigot horizontal/wall post



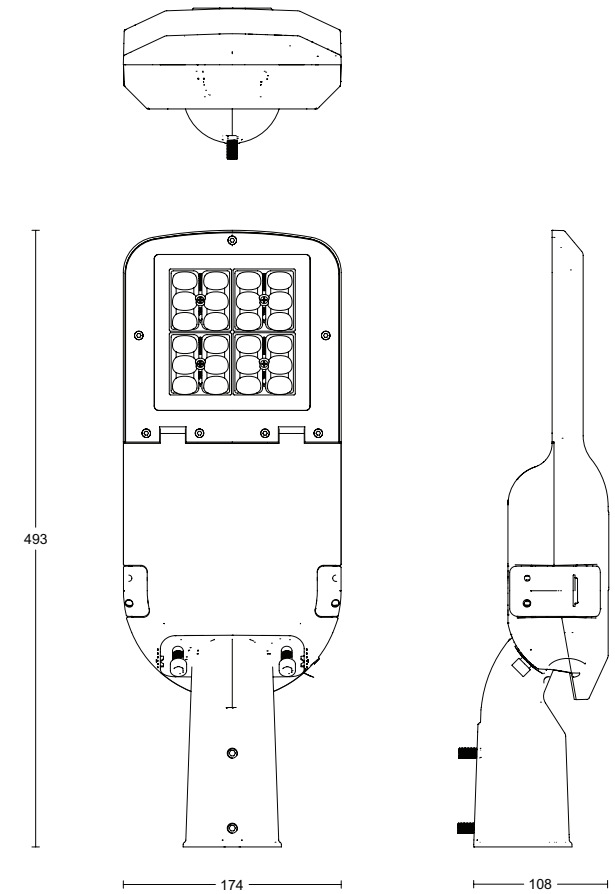
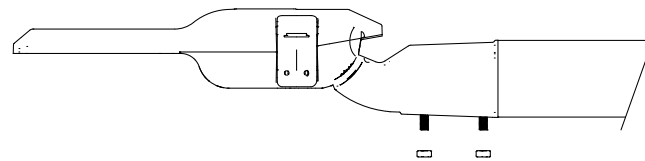
Spigot horizontal assembled



spigot vertical post



Spigot vertical assembled



## Important warranty information

This product is supported by a 2-year standard warranty which will extend to 5-years if registered within the first year of purchase. Please register at [jcc.co.uk/warranty](http://jcc.co.uk/warranty) (Terms and conditions apply).

The installer will be asked to provide the following information, which is detailed on a label attached to the luminaire's chassis:  
Product Code/Date Code.

