

Retail Pendant

Installation guide for Retail Pendant

Warnings & Cautions

- To avoid electric shock, serious injury or property damage, isolate power before installing, removing or servicing the product.
- It is recommended that luminaires are installed by a qualified electrician to ensure the installation complies with the local current wiring regulations.
- Any broken or damaged parts should be replaced as soon as possible.
- JCC will not accept responsibility for claims arising from sub-standard installations; which will void the warranty.
- The light source of this luminaire is not replaceable: When the light source reaches the end of its life, the whole of the luminaire must be replaced.
- It may be necessary to upgrade your MCBs to allow for increased inrush current.
- Terminal block not included. Installation may require advice from a qualified person.
- Do not install in areas that are exposed to continual running water or prone to flooding.
- These products are designed for connection to a 120-240V~ 50/60Hz.

INSTALLATION

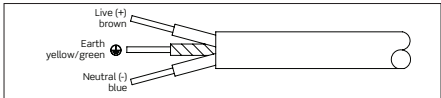
ENGLISH

Specifications Colour temp: 3000/4000/5700K Ra: 80 Product nett weight:1.7kg

Wattage	Diffuser Type	(Up to) Lumens	(Up to) LpcW	Beam angle
20W	Opal	3020	151	90°
40W	Opal	6050	151	90°
60W	Opal	8990	151	90°
20W	Prismatic	3030	152	90°
40W	Prismatic	6050	151	90°
60W	Prismatic	9080	151	90°

Fig.1. Mains input

120-240V~ 50/60Hz / Class I

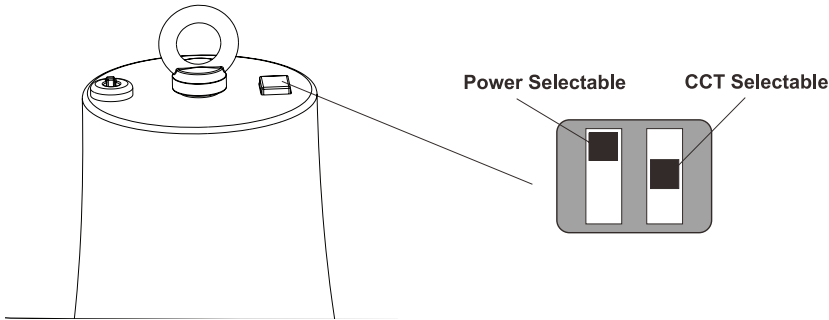


Terminal block must comply to: EN 60998-2-1 or EN 60998-2-2

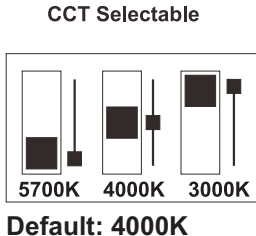

Caution: Ensure power is isolated before adjusting power setting or CCT option

Installation procedure

- The luminaire comes with a fixed eye for suspension as standard.
- Connect the mains input as shown in Fig.1 using a suitable connector to maintain the IP rating for the location.

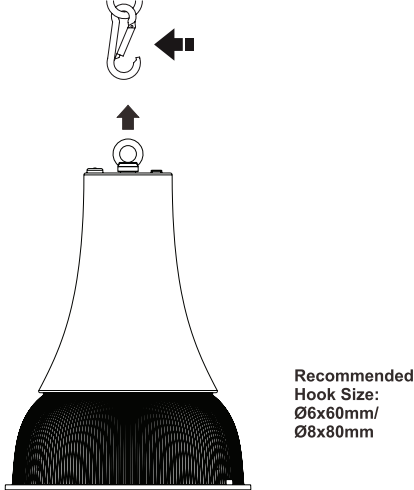
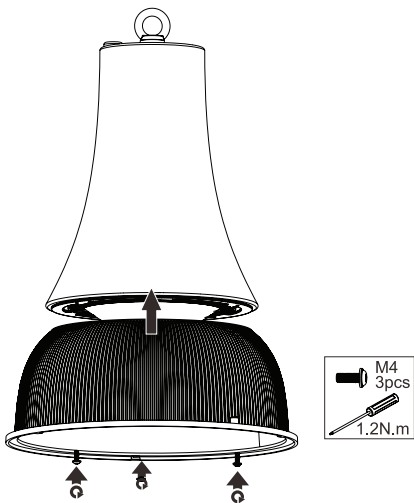


- Select preferred Wattage and CCT using the switches on the top of the fitting. Do not change or select when the fitting is on.



- If the diffuser is removed to assist with installation, when re-fitting ensure the M4 screws are not over tightened and torqued to 1.2Nm.

- Recommended ceiling hook for suspension is Ø6 x60mm or Ø8 x 80mm



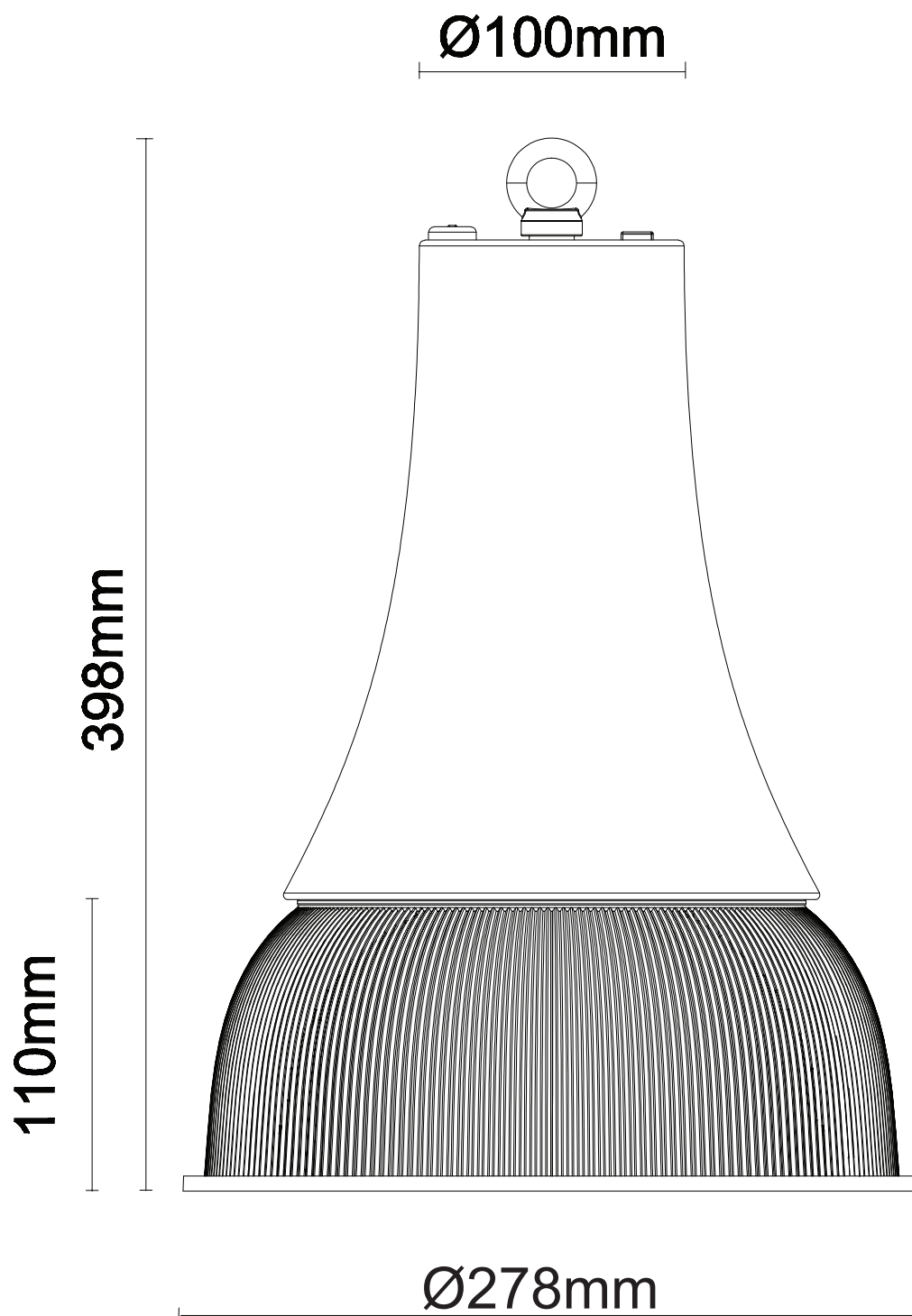
CE UK RoHS Compliant IP44 jcc.co.uk

ISO9001 - 2015 - Registered Firm Certificate No. GB 1552

JCC Lighting Products Ltd. Lux Park, Chichester Business Park, City Fields Way, Tangmere, Chichester, West Sussex, PO20 2FT


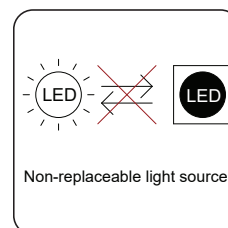
Technical Support: +44(0)1243 838986 Customer Services: +44(0)1243 838999

V3_JULY_2025_RS



General Maintenance Requirements

This product has no user serviceable parts. JCC Lighting Products would recommend that the following maintenance is performed in order to prolong the life of this product: Clean with a damp cloth and dry with a lint free cloth or kitchen towel. Do not use abrasive cleaners.



Important warranty information

This product is supported by a 2-year standard warranty which will extend to 5-years if registered within the first year of purchase. (2 year on batteries). Please register at jcc.co.uk/warranty (Terms and conditions apply).

The installer will be asked to provide the following information, which is detailed on a label attached to the luminaire's chassis:
Product Code/Date Code.